












LISTA CZĘŚCI		
ELEMENT	ILOŚĆ	OPIS
	2	Stup 90x90x1900
	17	Deska 21x100x1800
	3	Listwa 21x40x1800
	68	Wkreć 4x55mm
	32	Wkreć 4x35mm

LISTA CZĘŚCI		
ELEMENT	ILOŚĆ	OPIS
	2	Stup 90x90x1900
	17	Deska 21x100x1800
	1	Listwa 21x40x1800
	2	Listwa 21x40x1600
	68	Wkreć 4x55mm
	32	Wkreć 4x35mm